

> DCE

Ceiling Exhaust Fan



DESCRIPTION

- The DCE Series fan is for an indoor ceiling mounting clear air quiet purposes such as commercial bathrooms, boardrooms.

CONSTRUCTION FEATURES

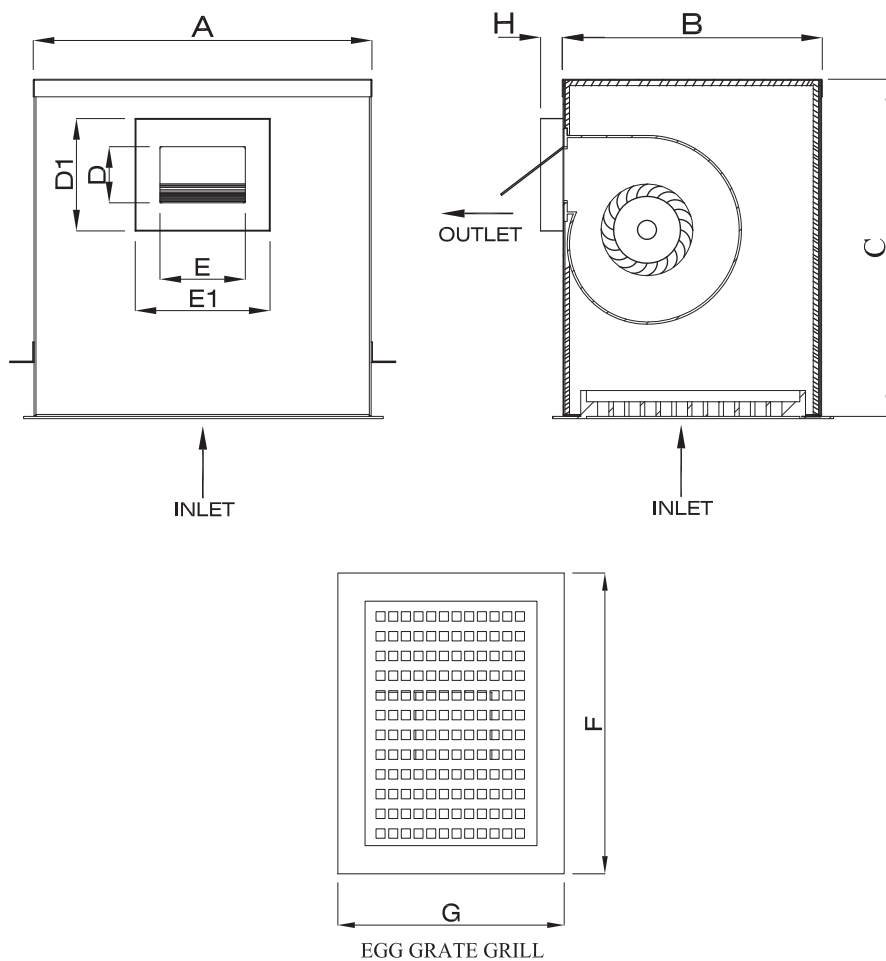
- Cabinet is manufacture in PPGI sheet, with Acoustic lining in self-extinguishing techno polymer. for maintaining low operating sound.
- High performance Sirocco fan reduces noise level with centrifugal forward curve direct drive single phase capacitor run motor. It is thermally overloaded protected and continues duty life time operated with quiet operation ball bearing is used. It can able to run with speed regulator.
- Automatic quiet backdraft damper used for preventing reverse flow.
- Air intakes at the polymeric grille with 85% free area of Egg crate design.
- Double Strength Mounting Flanges are used for easy installation

SEZ.
6



Maico Gulf LLC certifies that DYNAIR

Mode "DCE 50 A to DCE 200B" shown herein are licensed to bear the AMCA Seal. The ratings shown are based on tests and procedures performed in accordance with AMCA Publication 211 and AMCA Publication 311 and comply with the requirements of the **AMCA certified Rating Program**.



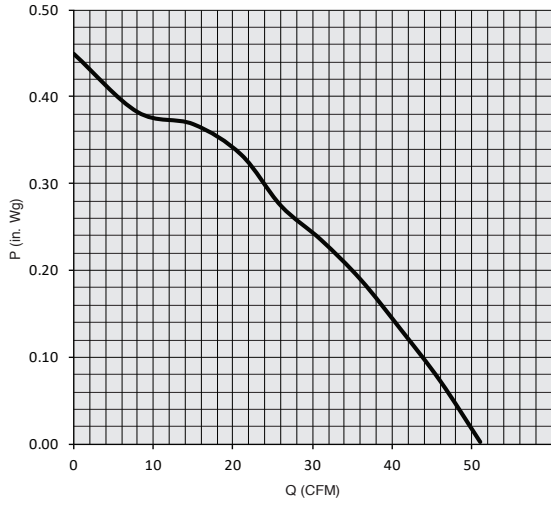
sez.
6

DCE										
Model	A	B	C	D	D1	E	E1	H	EGG GRATE GRILL F X G	WEIGHT (GI cabinet) kg
DCE 50 A	200	200	180	42	82	56	86	30	220 x 220	6
DCE 100 A	200	200	200	46	77	51	82	30	220 x 220	6
DCE 100 B	200	200	230	50	92	76	107	30	220 x 220	6
DCE 200 A	230	230	250	50	92	76	107	30	250 x 250	6
DCE 200 B	250	250	300	92	134	94	125	30	270 x 270	6

Dimensions in mm

Speed (RPM) Shown is Nominal. Performance is based on actual speed of test. Performance rating include the effect of the inlet Grille and Backdraft damper. Performance Certified is for Installed Type B: free inlet and ducted outlet.

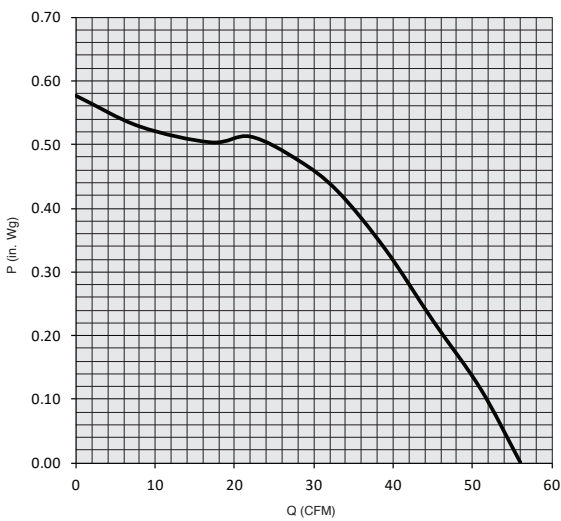
(Voltage Can be Consider ± 10)
 Values shown are for inlet Lwi sound levels for Installed Type B: free inlet, Ducted Outlet, rating include the effect of duct end correction.
 The sound power levels rating shown are in Decibels, Reference to 10^{-12} Watts, Calculated AS per AMCA 301.
 LP-dB(A) level are not licensed by AMCA International.



DCE 50 A

Q (CFM)	Power (w)	A (Amp)	V/Ph/Hz	IP/CL	μ F
	Input				
51	32.4	0.1	220-240/1/50	44/B	1

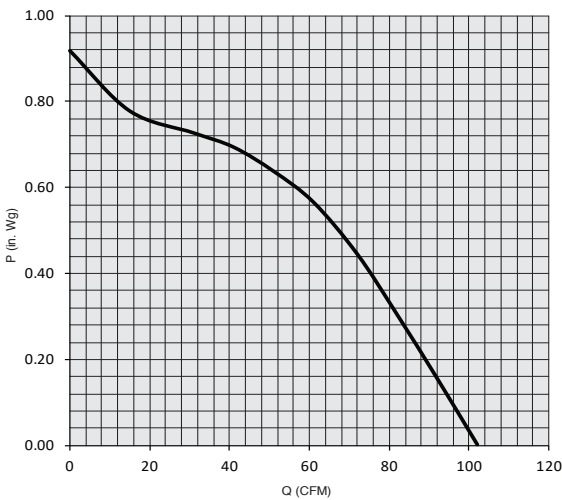
Lp dB(A) at 3 m (free Field)	Octave Band Frequency at Max. Airflow Hz (Lw,dB)							
	63	125	250	500	1K	2K	4K	8K
40	59	74	58	52	50	41	43	45



DCE 100 A

Q (CFM)	Power (w)	A (Amp)	V/Ph/Hz	IP/CL	μ F
	Input				
56	35.7	0.2	220-240/1/50	44/B	1.5

Lp dB(A) at 3 m (free Field)	Octave Band Frequency at Max. Airflow Hz (Lw,dB)							
	63	125	250	500	1K	2K	4K	8K
40	55	69	58	49	59	45	42	38



DCE 100 B

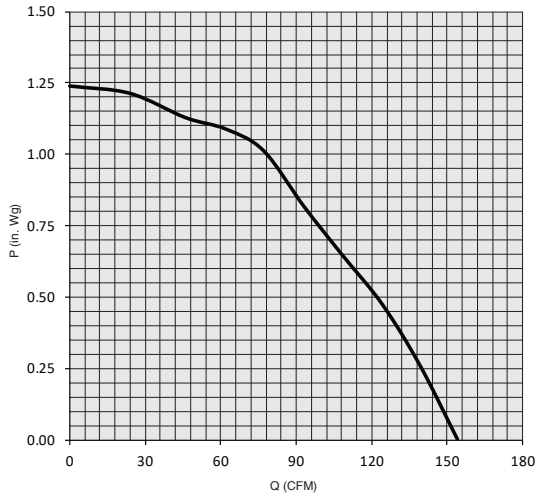
Q (CFM)	Power (w)	A (Amp)	V/Ph/Hz	IP/CL	μ F
	Input				
102	29.6	0.1	220-240/1/50	44/B	1

Lp dB(A) at 3 m (free Field)	Octave Band Frequency at Max. Airflow Hz (Lw,dB)							
	63	125	250	500	1K	2K	4K	8K
37	53	58	54	53	56	43	44	38

Speed (RPM) Shown is Nominal. Performance is based on actual speed of test. Performance rating include the effect of the inlet Grille and Backdraft damper. Performance Certified is for Installed Type B: free inlet and ducted outlet.

(Voltage Can be Consider ± 10)

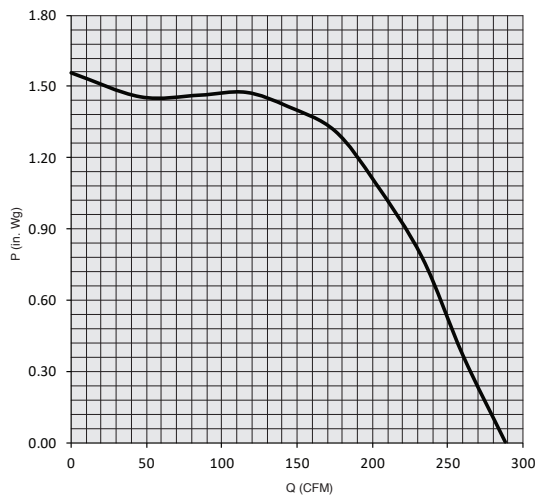
Values shown are for inlet Lwi sound levels for Installed Type B: free inlet, Ducted Outlet, rating include the effect of duct end correction. The sound power levels rating shown are in Decibels, Reference to 10^{-12} Watts, Calculated AS per AMCA 301. LP-dB(A) level are not licensed by AMCA International.



DCE 200 A

Q (CFM)	Power (w)	A (Amp)	V/Ph/Hz	IP/CL	μ F
	Input				
154	80.9	0.3	220-240/1/50	44/B	2

Lp dB(A) at 3 m (free Field)	Octave Band Frequency at Max. Airflow Hz (Lw,dB)							
	63	125	250	500	1K	2K	4K	8K
43	62	70	65	61	59	49	51	48



DCE 200 B

Q (CFM)	Power (w)	A (Amp)	V/Ph/Hz	IP/CL	μ F
	Input				
288	144.1	0.6	240/1/50	44/B	4

Lp dB(A) at 3 m (free Field)	Octave Band Frequency at Max. Airflow Hz (Lw,dB)							
	63	125	250	500	1K	2K	4K	8K
50	65	75	73	67	63	57	59	55

